



P.O. Box 1731  
CAMPTON, N.H. 03223  
603-254-2600 / 603-726-8705 FAX  
jgaumer@roadrunner.com

HVAC SYSTEM TEST REPORT

PROJECT: AUBURN VILLAGE SCHOOL  
MECHANICAL VENTILATION SYSTEM SURVEY

ENGINEER: DESIGN DAY MECHANICALS, INC.


PROJECT # : 2012-080

Field Technicians: JCG

Date : 8/22/12----9/4/12

Approved :

Jeffrey C Gaumer  
NBC Certified Supervisor



# Report Certification



**PO BOX 1731 CAMPTON, NH 03223**

**603-254-2600/ Fax 603-726-8705**

**jgaumer@roadrunner.com**

**Auburn Village School  
Mechanical Ventilation System Survey  
Auburn, NH**

The data presented in this report is an exact record of system performance and was obtained in accordance with the NBC Standard Procedures. Any variances from design quantities which exceed NBC tolerances are noted throughout this report.

The air and (or) hydronic systems have been tested in accordance with NBC "Procedural Standards for Testing, Adjusting, Balancing of Environmental Systems" and the project specifications.

**NBC TAB FIRM: Energy Efficient Systems, llc.**

**TAB SUPERVISOR: Jeffrey C. Gaumer**

**REG NUMBER: 0169**

**CERTIFICATION EXPIRATION DATE: June 12, 2013**




**DATE: 8/22/12  
9/4/12**

**PROJECT: AUBURN  
VILLAGE SCHOOL  
VENT TEST**

**SYSTEM: MECH  
VENTILATION  
SYSTEM**

**READINGS BY:  
JCG**

**JOB NUMBER:  
2012-080**





POBOX 1731 CAMPTON, NH 03223 /jgaumer@roadrunner.com

603-254-2600/ FAX 603-726-8705

**COMMENTS & REMARKS**

PROJECT: AUBURN VILLAGE SCHOOL

TEST DATE: 8/22/12 THRU 9/4/12

TAB TECH: JCG

---

ISSUES FOUND DURING TESTING

1. **PLAN V-2**=BATHROOMS THAT SERVE CLASSROOMS 100/101/102/104 EXHUAUST FAN IS NOT OPERATING.
2. **PLAN V-3**=GUIDANCE OFFICE HAS ITS OWN HVAC SYSTEM AND IS NOT PART OF FRONT OFFICE SYSTEM AS SHOWN ON PLANS.
3. **PLAN V-3**=RM 109 HAS EXHAUST GRILL NOT SHOWN ON PLANS, IS CONNECTED TO ERV IN RM 111.
4. **PLAN V-4**= TRANSFER GRILLS IN RM 128 AND IN CORRIDOR OUTSIDE RM 128 & RM126 HAVE NO AIR FLOW THRU THEM.
5. **PLAN V-4**=BOYS AND GIRLS LOCKER ROOMS ERV'S ARE NOT OPERATING.
6. **PLAN V-4**=HV-1 & HV-2 GYM UNITS. OUTSIDE AIR INTAKES ARE INFESTED WITH HORNET NEST.
7. **PLAN V-4**=CAFÉ UNIT HAS A CEILING SUPPLY OUTLET NOT SHOWN ON PLANS LOCATED IN ENTRANCE IN FRONT OF TROPHY CASE.
8. **PLAN V-4**=BATHROOMS OUTSIDE OF CAFÉ. EXHAUST FAN IS NOT OPERATING.

9. **PLAN V-4**= RM 121 HAS NO EXHAUST GRILL AS SHOWN ON PLANS. THE ONLY EXHAUST GRILL FOR THIS SYSTEM IS LOCATED IN CLOSET.
10. **PLAN V-5**=RM 213 ERV IS NOT OPERATING.
11. **PLAN V-5**=BATHROOMS OUTSIDE OF RM 213 EXHAUST FAN IS NOT OPERATING.
12. **PLAN V-5**= RM'S 212/210/208/206 PLANS SHOW SUPPLYS LOCATED IN CORRIDOR AND EXHAUST LOCATED IN THE ROOM. ACTUAL IS SUPPLYS ARE LOCATED IN ROOM AND EXHAUST ARE LOCATED IN CORRIDOR. RM'S 204 AND 202 ARE ACUTALLY AS SHOWN ON PLANS.
13. **PLAN V-5**= RM 201 SHOWS AN EXHAUST GRILL FROM ERV-3. THIS GRILL IS ACTUALLY CONNECTED TO THE A/C SYSTEM THAT SERVES THIS ROOM. RM 201 ACTUALLY HAS NO EXHAUST FROM ERV-3.

# Air Distribution Report



## Registers / Grills / Diffusers / Nozzels

Room Name	Outlet Number	Size Code#	Required CFM	1st Test CFM	Final CFM	% of Required
<b>M-1</b>						
SUPPLY	1	SR	N/L	252		
SUPPLY	2	SR	N/L	244		
		<b>TOTAL</b>		<b>496</b>		
<b>RETURN</b>						
RETURN	R1	RG	N/L	391		
RETURN	R1	RG	N/L	232		
		<b>TOTAL</b>		<b>623</b>		
<b>EXHAUST</b>						
EXHAUST	E1	EG	N/L	160HISPD		
<b>M-2</b>						
SUPPLY	1	SR	N/L	234		
SUPPLY	2	SR	N/L	241		
		<b>TOTAL</b>		<b>475</b>		
<b>RETURN</b>						
RETURN	R1	RG	N/L	380		
RETURN	R2	RG	N/L	242		
		<b>TOTAL</b>		<b>622</b>		
<b>EXHAUST</b>						
EXHAUST	E1	EG	N/L	167HISPD		
<b>M-3</b>						
SUPPLY	1	SR	N/L	252		
SUPPLY	2	SR	N/L	248		
		<b>TOTAL</b>		<b>500</b>		
<b>RETURN</b>						
RETURN	R1	RG	N/L	345		
RETURN	R2	RG	N/L	262		
		<b>TOTAL</b>		<b>607</b>		
<b>EXHAUST</b>						
EXHAUST	E1	EG	N/L	129HISPD		

**DATE:** 8/21/12

**PROJECT:** AUBURN VILLAGE SCHOOL VENT TEST

**SYSTEM:** MODULAR CR M1-M2-M3 PLN V1

**READINGS BY:** JCG

**JOB NUMBER:** 2012-080



**PO BOX 1731 CAMPTON, NH 03223**  
**603-254-2600**

**Remarks**

N/A= No access / N/L = Not listed / N/S = Not specified

# Air Distribution Report



## Registers / Grills / Diffusers / Nozzels

Room Name	Outlet Number	Size Code#	Required CFM	1st Test CFM	Final CFM	% of Required
<b>PORTABLE P-1-1</b>						
<b>SUPPLY</b>						
CR	1	SR	N/L	126		
CR	2	SR	N/L	142		
CR	3	SR	N/L	129		
CR	4	SR	N/L	103		
BATH	5	SR	N/L	118		
		<b>TOTAL</b>		<b>618</b>		
<b>RETURN</b>						
CR	R1	RG	N/L	124		
CR	R2	RG	N/L	100		
CR	R3	RG	N/L	52		
CR	R4	RG	N/L	29		
		<b>TOTAL</b>		<b>305</b>		
<b>EXHAUST</b>						
BATH	E1	EG	N/L	85		
<b>PORTABLE P-1-2</b>						
<b>SUPPLY</b>						
CR	1	SR	N/L	300		
CR	2	SR	N/L	70		
CR	3	SR	N/L	93		
CR	4	SR	N/L	148		
BATH	5	SR	N/L	0		
		<b>TOTAL</b>		<b>611</b>		
<b>RETURN</b>						
CR	R1	RG	N/L	103		
CR	R2	RG	N/L	42		
CR	R3	RG	N/L	80		
CR	R4	RG	N/L	115		
		<b>TOTAL</b>		<b>340</b>		
<b>EXHAUST</b>						
BATH	E1	EG	N/L	64		

DATE:8/21/12

PROJECT:AUBURN VILLAGE SCHOOL VENT TEST

SYSTEM: PORTABLE CR P1-1/P-1-2 PLN V1

READINGS BY: JCG

JOB NUMBER: 2012-080

PO BOX 1731 CAMPTON, NH 03223  
603-254-2600

Remarks

N/A= No access / N/L = Not listed / N/S = Not specified

# Air Distribution Report



## Registers / Grills / Diffusers / Nozzels

Room Name	Outlet Number	Size Code#	Required CFM	1st Test CFM	Final CFM	% of Required
PORTABLE 2						
P-2-1						
SUPPLY						
CR	1	28X18	N/L	1124		
RETURN						
CR	2	28X14	N/L	581		
P-2-2						
SUPPLY						
CR	1	28X18	N/L	1043		
RETURN						
CR	2	28X14	N/L	836		
EXHAUST						
BATH	E1	EG	N/L	50		
PORTABLE 3						
P-3-1						
SUPPLY						
CR	1	28X18	N/L	1011		
RETURN						
CR	2	28X14	N/L	971		
P-3-2						
SUPPLY						
CR	1	28X18	N/L	1108		
RETURN						
CR	2	28X14	N/L	992		
EXHAUST						
BATH	E1	EG	N/L	48		


DATE: 8/21/12

PROJECT: AUBURN VILLAGE SCHOOL VENT TEST

SYSTEM: PORTABLE CR P2/P3 PLN V1

READINGS BY: JCG

JOB NUMBER: 2012-080



PO BOX 1731 CAMPTON, NH 03223  
 603-254-2600

**Remarks**

N/A= No access / N/L = Not listed / N/S = Not specified

# Air Distribution Report



## Registers / Grills / Diffusers / Nozzels

Room Name	Outlet Number	Size Code#	Required CFM	1st Test CFM	Final CFM	% of Required
<b>ERV-1</b>						
<b>SUPPLY</b>						
HALL see remarks	1	SR	N/L	258		
100	2	SR	N/L	271		
100	3	SR	N/L	348		
102	4	SR	N/L	163		
101	5	SR	N/L	270		
101	6	SR	N/L	266		
104 see remarks	7	SR	N/L	296		
104 see remarks	8	SR	N/L	328		
		<b>TOTAL</b>		<b>2200</b>		
<b>EXHAUST</b>						
102	E1	EG	N/L	158		
102	E2	EG	N/L	120		
104	E3	EG	N/L	0		
101	E4	EG	N/L	0		
		<b>TOTAL</b>		<b>278</b>		

**DATE:** 8/21/12

**PROJECT:** AUBURN VILLAGE SCHOOL VENT TEST

**SYSTEM:**  
1ST FLOOR ERV-1  
PLN V2

**READINGS BY:**  
JCG

**JOB NUMBER:**  
2012-080

**PO BOX 1731 CAMPTON, NH 03223**  
603-254-2600

**Remarks:** Outlets #1 hall / #7 & #8 rm 104 not shown on plans & are part of ERV-1

access / N/L = Not listed / N/S = Not specified



# Air Distribution Report



## Registers / Grills / Diffusers / Nozzels

Room Name	Outlet Number	Size Code#	Required CFM	1st Test CFM	Final CFM	% of Required
<b>GUIDANCE</b>						
SUPPLY						
OFFICE	1	SR	N/L	233		
OFFICE	2	SR	N/L	189		
		TOTAL		422		
<b>RETURN</b>						
OFFICE	R1	RG	N/L	92		
OFFICE	R2	RG	N/L	315		
		TOTAL		407		
<b>FRONT OFFICE</b>						
SUPPLY						
RECPT	1	SR	N/L	119		
VICE PRICP	2	SWR	N/L	160		
PRICP	3	SWR	N/L	107		
OFFICE	4	SR	N/L	0		
OFFICE	5	SR	N/L	115		
OFFICE	6	SR	N/L	0		
		TOTAL		501		
<b>RETURN</b>						
RECPT	R1	RG	N/L	185		
VICE PRICP	R2	RWG	N/L	130		
PRICP	R3	RWG	N/L	95		
OFFICE	R4	RG	N/L	0		
		TOTAL		410		
<b>COMMON BATH</b>						
BOYS	E1	EG	N/L	124		
GIRLS	E2	EG	N/L	131		
		TOTAL		255		


**DATE:** 8/21/12

**PROJECT:** AUBURN VILLAGE SCHOOL VENT TEST

**SYSTEM:**  
1ST FLOOR OFFICES  
PLN V3

**READINGS BY:**  
JCG

**JOB NUMBER:**  
2012-080



**PO BOX 1731 CAMPTON, NH 03223**  
**603-254-2600**

**REMARKS:** Guidance office is shown as part of front office system. It has its own system

N/A= No access / N/L = Not listed / N/S = Not specified

# Air Distribution Report



## Registers / Grills / Diffusers / Nozzels

Room Name	Outlet Number	Size Code#	Required CFM	1st Test CFM	Final CFM	% of Required
ERV						
SUPPLY						
RM111	1	SR	200	87		0%
EXHAUST						
RM111	E1	EG	200	56		0%
RM109	E2	EG	N/L	54		
		TOTAL	200	110		0%
ERV						
SUPPLY						
RM112	1	SR	200	142		
EXHAUST						
RM112	E1	EG	50	66		0%
RM114	E2	EG	N/L	40		
RM116	E3	EG	100	32		0%
		TOTAL	150	138		0%
ERV						
SUPPLY						
RM120	1	SR	200	124		0%
EXHAUST						
RM120	E1	EG	N/L	124		
RM118	E2	EG	175	0		0%
		TOTAL	175	124		0%
ERV						
SUPPLY						
RM122	1	SR	200	120		0%
EXHAUST						
RM122	E1	EG	160	57		0%
BATH	E2	EG	40	53		0%
		TOTAL	200	110		0%
ERV						
SUPPLY						
HALL	1	SR	200	103		0%
EXHAUST						
LIBRARY	E1	EG	160	75		0%
CLOSET	E2	EG	40	36		0%
		TOTAL	200	111		0%

**DATE:** 8/21/12

**PROJECT:** AUBURN VILLAGE SCHOOL VENT TEST

**SYSTEM:**  
1ST FLOOR CLASS ROOMS / LIBRARY  
PLN V3

**READINGS BY:**  
JCG

**JOB NUMBER:**  
2012-080

**PO BOX 1731 CAMPTON, NH 03223**  
**603-254-2600**

N/A= No access / N/L = Not listed / N/S = Not specified





# Air Distribution Report



## Registers / Grills / Diffusers / Nozzels

Room Name	Outlet Number	Size Code#	Required CFM	1st Test CFM	Final CFM	% of Required
2ND FLR ERV SUPPLY						
RM214	1	SR	200	140		0%
EXHAUST						
RM214	E1	EG	100	62		0%
RM214	E2	EG	100	NOT INSTALLED		
ERV SUPPLY						
RM212	1	SR	200	120		
EXHAUST						
ENT RM	E1	EG	200	117		0%
ERV SUPPLY						
RM210	1	SR	200	152		0%
EXHAUST	E1	EG	200	141		0%
ERV SUPPLY						
RM208	1	SR	200	152		0%
EXHAUST	E2	EG	200	121		0%
ERV SUPPLY						
RM206	1	SR	200	128		0%
EXHAUST	E1	EG	200	77		0%
ERV SUPPLY						
RM204	1	SR	200	108		0%
EXHAUST	E1	EG	200	144		0%


**DATE:** 8/21/12

**PROJECT:** AUBURN VILLAGE SCHOOL VENT TEST

**SYSTEM:**  
2ND FLOOR CLASS ROOMS  
PLN V5-1

**READINGS BY:**  
JCG

**JOB NUMBER:**  
2012-080



**PO BOX 1731 CAMPTON, NH 03223**  
**603-254-2600**

N/A = No access / N/L = Not listed / N/S = Not specified

# Air Distribution Report



## Registers / Grills / Diffusers / Nozzels

Room Name	Outlet Number	Size Code#	Required CFM	1st Test CFM	Final CFM	% of Required
2ND FLR ERV						
SUPPLY						
RM202A	1	SR	200	168		0%
EXHAUST						
RM202A	E1	EG	100	42		0%
RM202	E2	EG	100	67		0%
RM202	E3	N/L	N/L	65		
		TOTAL		174		
COMMON BATH						
BOYS	E1	EG	N/L	54		
GIRLS	E2	EG	N/L	37		
		TOTAL		91		
ERV-3						
SUPPLY						
201	1	SR	200	160		0%
203	2	SR	100	106		0%
203	3	SR	100	232		0%
205	4	SR	200	176		0%
207	5	SR	200	133		0%
209	6	SR	200	156		0%
211	7	SR	200	136		0%
		TOTAL	1200	1099		0%
EXHAUST						
201	E1		THIS GRILL IS FOR A/C SYSTEM			
203	E2	EG	200	84		0%
205	E3	EG	200	86		0%
207	E4	EG	50	40		0%
207A	E5	EG	50	31		0%
207B	E6	EG	50	37		0%
207C	E7	EG	50	120		0%
209	E8	EG	200	29		0%
211	E9	EG	200	35		0%
COMMON BATH						
BOYS	E1	EG	280	0		0%
GIRLS	E2	EG	160	0		0%
		TOTAL	440	0		0%

DATE: 8/21/12

PROJECT: AUBURN VILLAGE SCHOOL VENT TEST

SYSTEM: 2ND FLOOR CLASS ROOMS PLN V5-2

READINGS BY: JCG

JOB NUMBER: 2012-080

PO BOX 1731 CAMPTON, NH 03223  
603-254-2600

N/A = No access / N/L = Not listed / N/S = Not specified